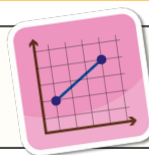
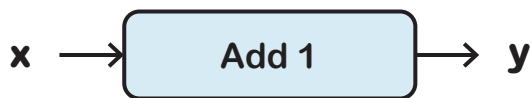


Introduction to Graphing Linear Functions

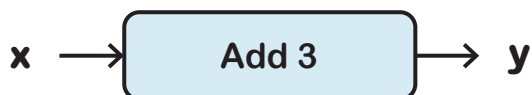
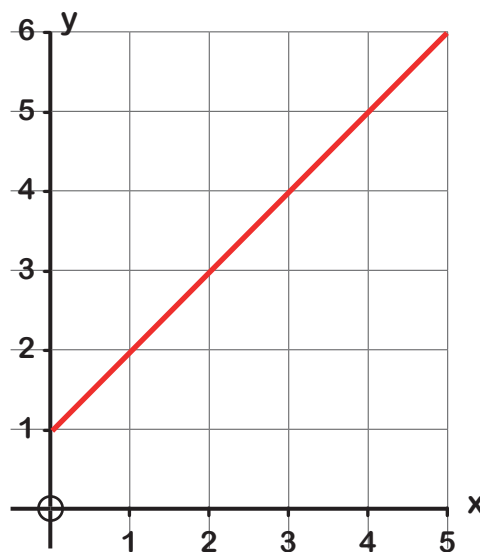
ANSWERS



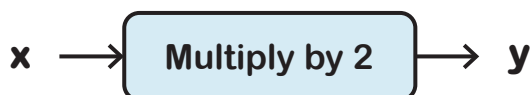
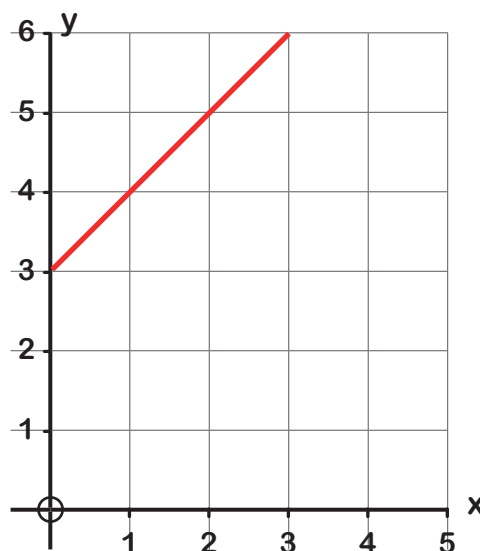
Section A Use the function machines to find the coordinates and plot the lines.



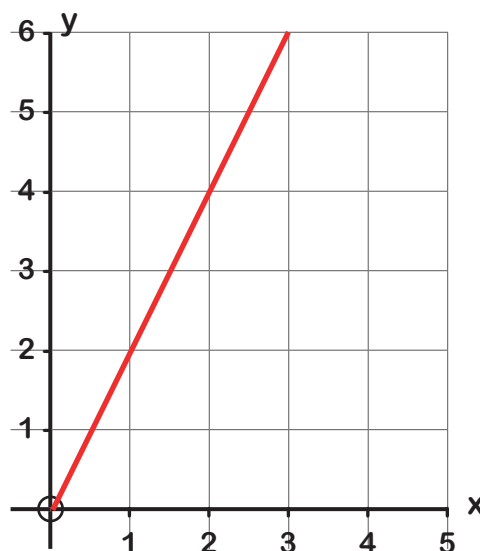
x	$y = x + 1$	Coordinates
0	1	(0,1)
1	2	(1,2)
2	3	(2,3)
3	4	(3,4)



x	$y = x + 3$	Coordinates
0	3	(0,3)
1	4	(1,4)
2	5	(2,5)
3	6	(3,6)

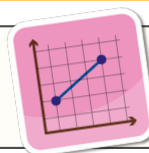


x	$y = 2x$	Coordinates
0	0	(0,0)
1	2	(1,2)
2	4	(2,4)
3	6	(3,6)



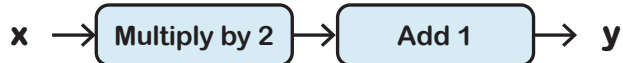
Introduction to Graphing Linear Functions

ANSWERS

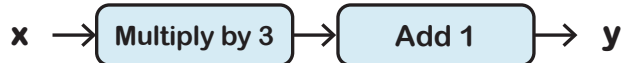


Section B

Use the function machines to find the coordinates and plot the lines on the grids provided.



x	$y = 2x + 1$	Coordinates
0	1	(0,1)
1	3	(1,3)
2	5	(2,5)
3	7	(3,7)



x	$y = 3x + 1$	Coordinates
0	1	(0,1)
1	4	(1,4)
2	7	(2,7)
3	10	(3,10)



x	$y = 2x + 2$	Coordinates
0	2	(0,2)
1	4	(1,4)
2	6	(2,6)
3	8	(3,8)



x	$y = 3x + 2$	Coordinates
0	2	(0,2)
1	5	(1,5)
2	8	(2,8)
3	11	(3,11)



x	$y = 2x - 1$	Coordinates
1	1	(1,1)
2	3	(2,3)
3	5	(3,5)
4	7	(4,7)



x	$y = 3x - 2$	Coordinates
1	1	(1,1)
2	4	(2,4)
3	7	(3,7)
4	10	(4,10)



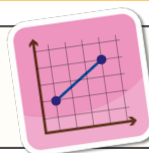
x	$y = 4x - 3$	Coordinates
1	1	(1,1)
2	5	(2,5)
3	9	(3,9)
4	13	(4,13)



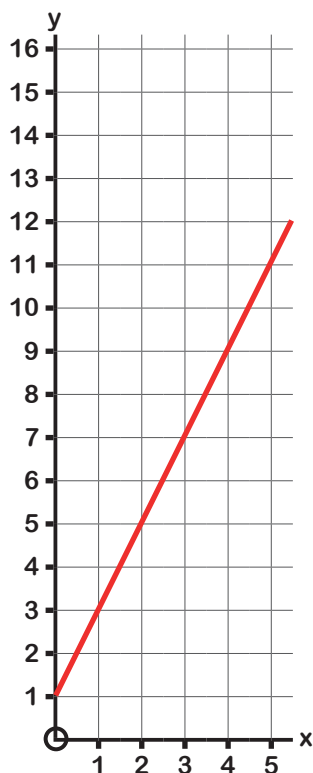
x	$y = 5x - 4$	Coordinates
1	1	(1,1)
2	6	(2,6)
3	11	(3,11)
4	16	(4,16)

Introduction to Graphing Linear Functions

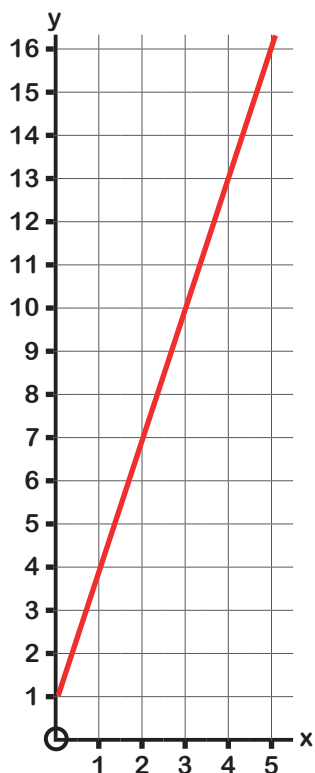
ANSWERS



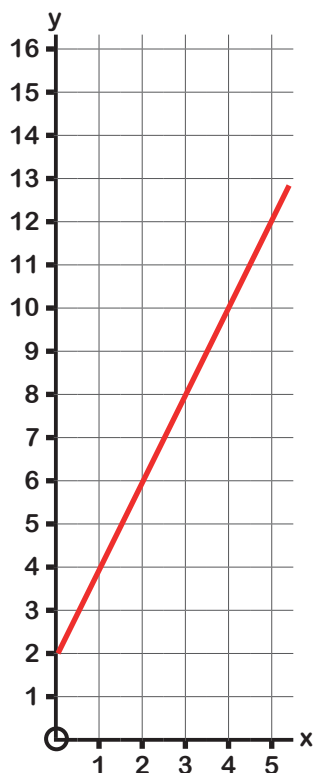
$$y = 2x + 1$$



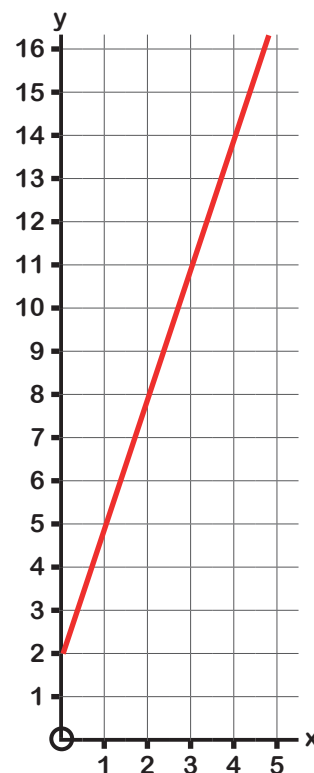
$$y = 3x + 1$$



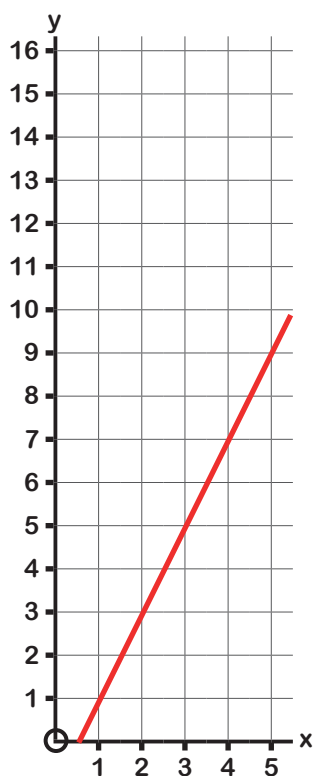
$$y = 2x + 2$$



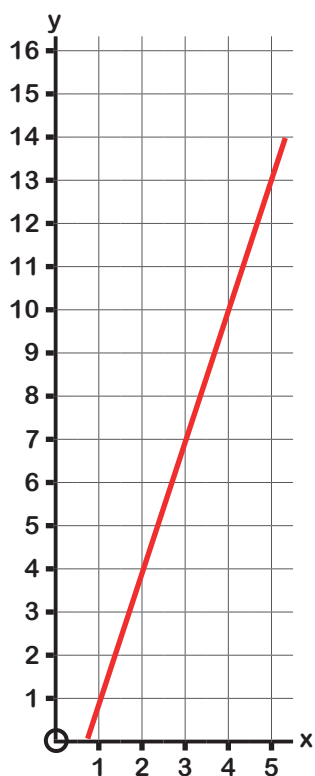
$$y = 3x + 2$$



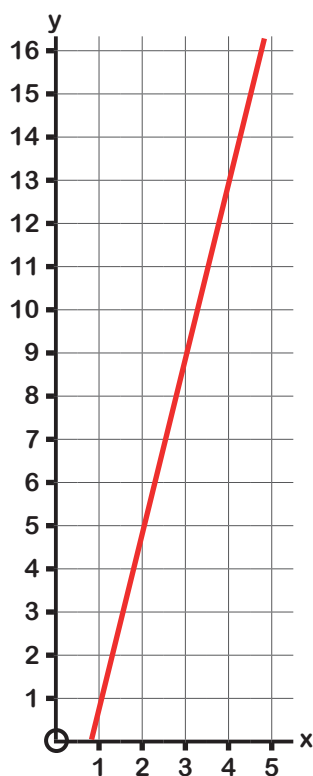
$$y = 2x - 1$$



$$y = 3x - 2$$



$$y = 4x - 3$$



$$y = 5x - 4$$

