

Name: _____

Date: _____



Fractions Equivalent to One Half



Equivalent means similar but not identical. Equivalent fractions represent the same value or size but look different. Their numerators and denominators will be different.

Section A Write down what fraction of each shape is shaded. Then check any that are equivalent to $\frac{1}{2}$.

<p>Example</p> <p>$\frac{2}{4}$</p> <input checked="" type="checkbox"/>	<input type="checkbox"/>	<input type="checkbox"/>	<input type="checkbox"/>
<input type="checkbox"/>	<input type="checkbox"/>	<input type="checkbox"/>	<input type="checkbox"/>
<input type="checkbox"/>	<input type="checkbox"/>	<input type="checkbox"/>	<input type="checkbox"/>
<input type="checkbox"/>	<input type="checkbox"/>	<input type="checkbox"/>	<input type="checkbox"/>
<input type="checkbox"/>	<input type="checkbox"/>	<input type="checkbox"/>	<input type="checkbox"/>
<input type="checkbox"/>	<input type="checkbox"/>	<input type="checkbox"/>	<input type="checkbox"/>

Write all the fractions from above that are equivalent to $\frac{1}{2}$:

What do you notice?

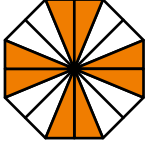

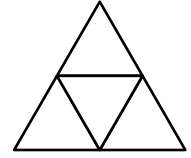

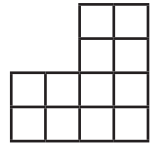
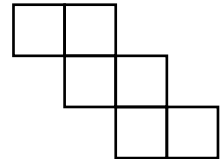


Fractions Equivalent to One Half



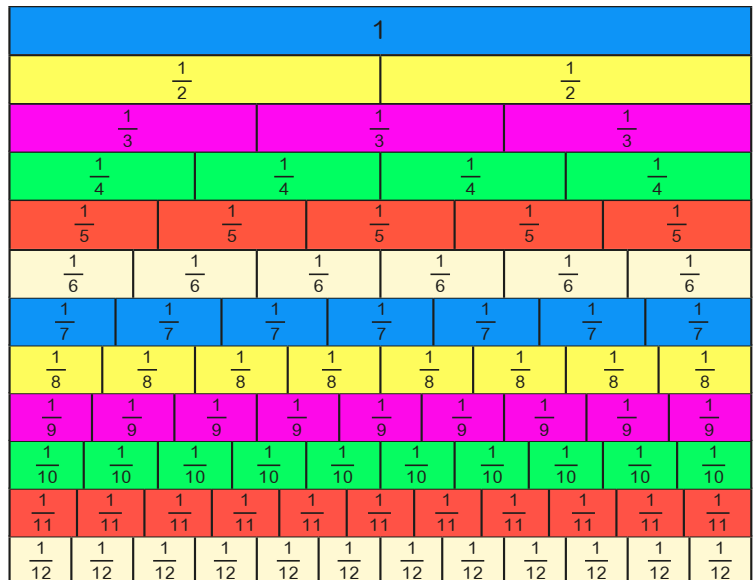
Section B

Shade a $\frac{1}{2}$ of each of the following diagrams and state what fraction of the shape you have shaded.

<p>Example</p>  <p style="font-size: 2em; color: red; text-align: center;">$\frac{4}{8}$</p>		
		

Section C Using a fraction wall

Use the fraction wall to write down all the fractions that are equivalent to $\frac{1}{2}$.



Section D Fill in the blanks to make each pair of fractions equivalent.

$$\frac{1}{2} = \frac{2}{\square}$$

$$\frac{1}{2} = \frac{3}{\square}$$

$$\frac{1}{2} = \frac{4}{\square}$$

$$\frac{1}{2} = \frac{5}{\square}$$

$$\frac{1}{2} = \frac{6}{\square}$$

$$\frac{1}{2} = \frac{7}{\square}$$

$$\frac{1}{2} = \frac{8}{\square}$$

$$\frac{1}{2} = \frac{9}{\square}$$

$$\frac{1}{2} = \frac{\square}{16}$$

$$\frac{1}{2} = \frac{\square}{20}$$

$$\frac{1}{2} = \frac{\square}{22}$$

$$\frac{1}{2} = \frac{\square}{30}$$

$$\frac{1}{2} = \frac{\square}{18}$$

$$\frac{1}{2} = \frac{\square}{26}$$

$$\frac{1}{2} = \frac{\square}{40}$$

$$\frac{1}{2} = \frac{\square}{50}$$

$$\frac{1}{2} = \frac{\square}{36}$$

$$\frac{1}{2} = \frac{22}{\square}$$

$$\frac{1}{2} = \frac{\square}{120}$$

$$\frac{1}{2} = \frac{71}{\square}$$