

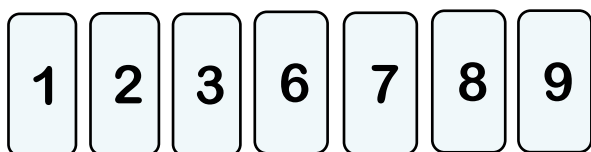


Inter-quartile Range

ANSWERS



Section A : Work out the information indicated in the boxes.

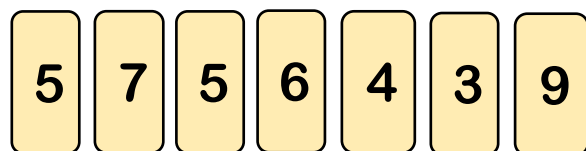


Median: 6

LQ: 2

UQ: 8

IQR: 6

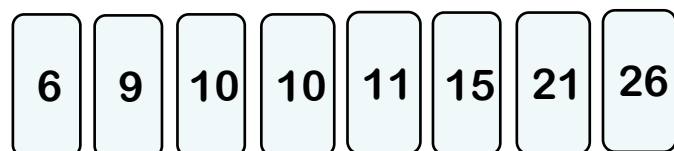


Median: 5

LQ: 4

UQ: 7

IQR: 3

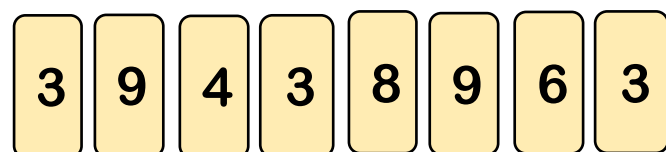


Median: 10.5

LQ: 9.5

UQ: 18

IQR: 8.5

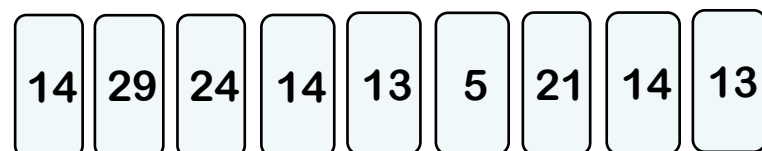


Median: 5

IQR: 5.5

Range: 6

Mode: 3



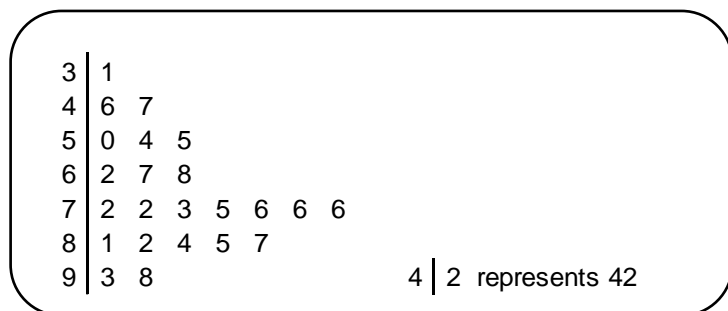
Median: 14

IQR: 9.5

Range: 24

Mode: 14

Section B: Using the stem and leaf diagram complete the missing information.



Highest value: 98

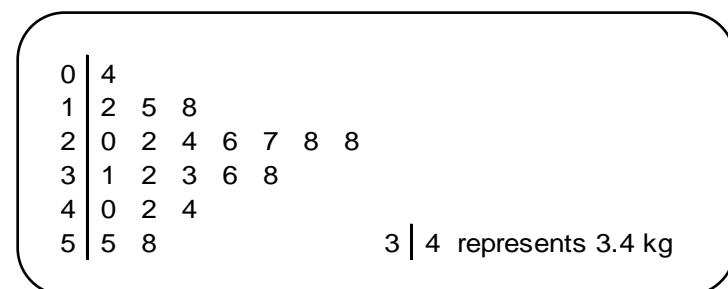
Lowest Value: 31

Mode: 76

Range: 67

Median: 73

IQR: 27



Highest value: 5.8kg

Lowest Value: 0.4kg

Mode: 2.8 kg

Range: 5.4 kg

Median: 2.8 kg

IQR: 1.8 kg