

Date: _____
 Year: _____
 Date: _____

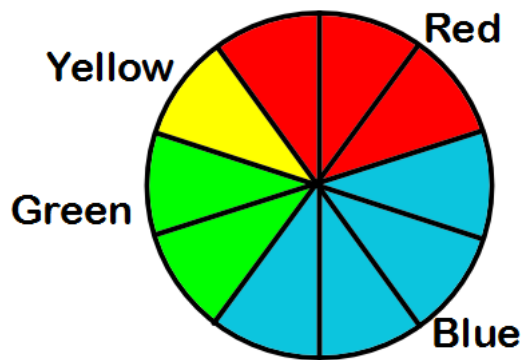


Drawing a Pie Chart (A)

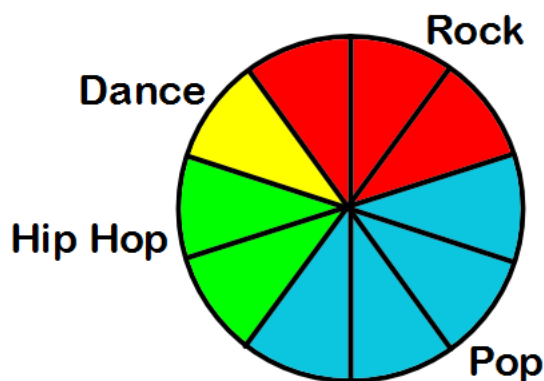
ANSWERS 

Complete the table then draw the pie chart.

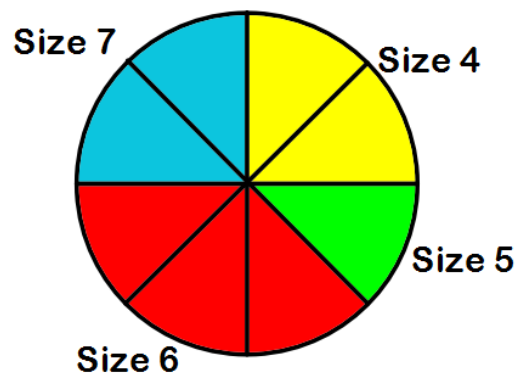
Favourite colour	Number of students	Number of sections
Blue	4	4
Red	3	3
Yellow	1	1
Green	2	2
Total	10	10



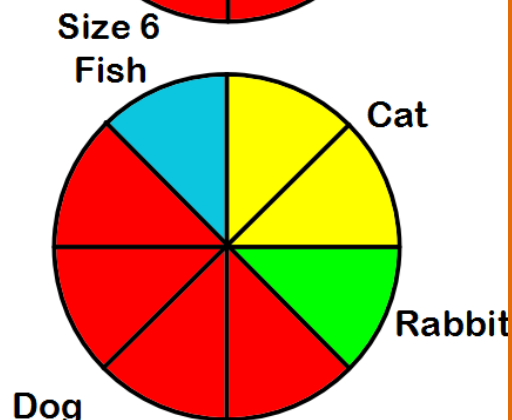
Favourite music genre	Number of students	Number of sections
Rock	6	3
Pop	8	4
Hip Hop	4	2
Dance	2	1
Total	20	10



Shoe size	Number of students	Number of sections
Size 4	4	2
Size 5	2	1
Size 6	6	3
Size 7	4	2
Total	16	8



Type of pet	Number of pets	Number of sections
Dog	12	4
Cat	6	2
Fish	3	1
Rabbit	3	1
Total	24	8



Number of brothers	Number of students	Number of sections
No brothers	10	2
One brother	25	5
Two brothers	20	4
Three brothers	5	1
Total	60	12

