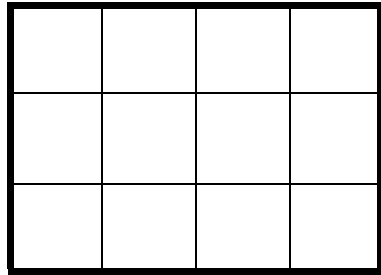


Shade  $\frac{1}{2}$  of the diagrams



Are the sections equal? **Yes**

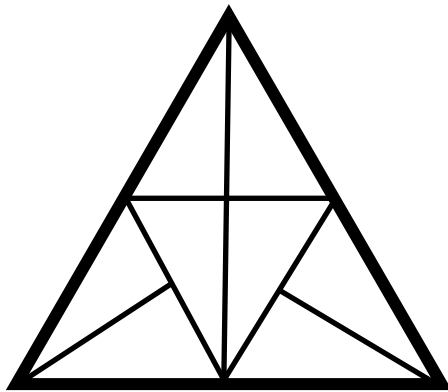
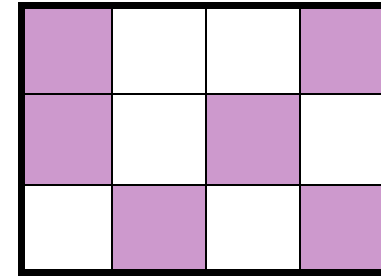
How many sections are there? **12**

How many sections will be shaded? **6**

**REMEMBER:**

$\frac{1}{2}$  means  $\div 2$

$$12 \div 2 = 6$$



Are the sections equal? **Yes**

How many sections are there? **8**

How many sections will be shaded? **4**

